



# 2008-2009 GMT Quarterly Report for District (or Undistricted) **District 5 NE**



GMT: **Gary W Fry**

Location: **NORTH DAKOTA**

GMT CA: **1 & 2**

## CLUBS

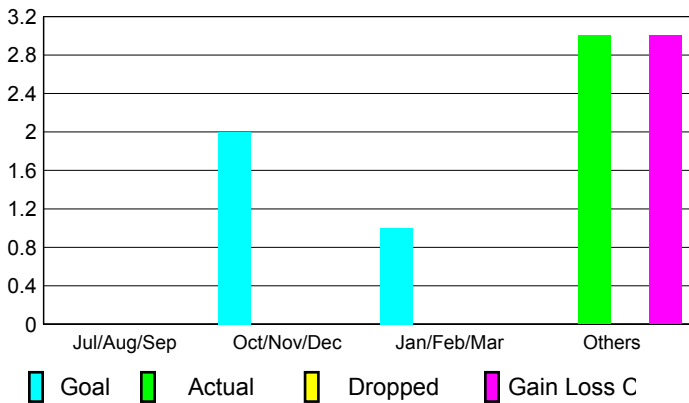
### Club Results 2008-2009

### Clubs 2007-2008

| Month         | New Club Goal | Actual New Clubs | Actual Dropped Clubs | Gain/Loss of Clubs | Gain/Loss of Clubs |
|---------------|---------------|------------------|----------------------|--------------------|--------------------|
| Jul/Aug/Sep   | 0             | 0                | 0                    | 0                  | 0                  |
| Oct/Nov/Dec   | 2             | 0                | 0                    | 0                  | 0                  |
| Jan/Feb/Mar   | 1             | 0                | 0                    | 0                  | 0                  |
| Apr/May/June  | 0             | 3                | 0                    | 3                  | 0                  |
| <b>Totals</b> | <b>3</b>      | <b>3</b>         | <b>0</b>             | <b>3</b>           | <b>0</b>           |


### Club Results 2008-2009

Goal, New, Dropped, Gain/Loss



### Comparison of Club Gain/Loss

Current Year Compared to the Previous Year



### YTD Status Quo Clubs 2008-2009

Status Quo Clubs Compared to Status Quo Members



## MEMBERSHIP

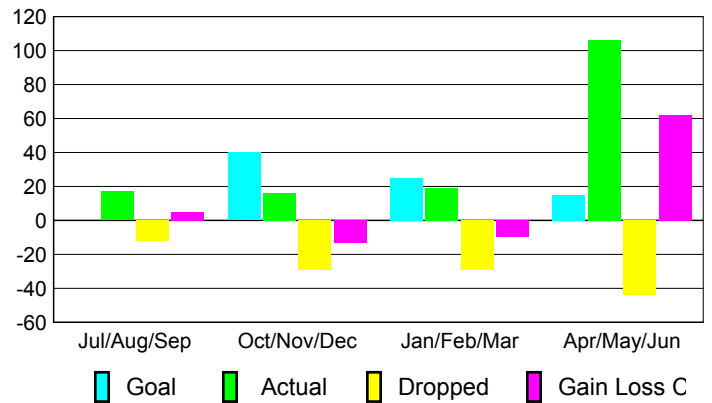
### Membership Results 2008-2009

### Membership 2007-2008

| Month         | Net Memb Goal | Actual New Memb | Actual Dropped Memb | Gain/Loss of Memb | Gain/Loss of Memb |
|---------------|---------------|-----------------|---------------------|-------------------|-------------------|
| Jul/Aug/Sep   | 0             | 17              | -12                 | 5                 | -9                |
| Oct/Nov/Dec   | 40            | 16              | -29                 | -13               | -12               |
| Jan/Feb/Mar   | 25            | 19              | -29                 | -10               | -4                |
| Apr/May/June  | 15            | 106             | -44                 | 62                | 6                 |
| <b>Totals</b> | <b>80</b>     | <b>158</b>      | <b>-114</b>         | <b>44</b>         | <b>-19</b>        |

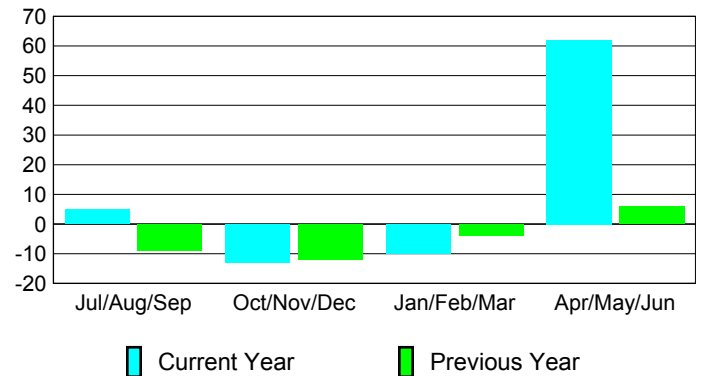
### Membership Results 2008-2009

Goal, New, Dropped, Gain/Loss

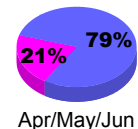
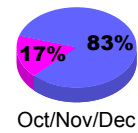
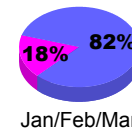
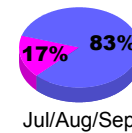


### Comparison of Membership Gain/Loss

Current Year Compared to the Previous Year



### Gender Comparison 2008-2009



Male

Female